

Assessment of Compressive Strength of Concrete Based On Combination of Different Sizes of Aggregate

B. AHMED, M. RAHMAN

Department of Civil Engineering, Rajshahi University of Engineering & Technology, Rajshahi, Bangladesh
Email: bulbulruet@gmail.com

Abstract: Concrete, one of the most important materials is used in construction like building construction and also in road pavement construction etc. The main objectives of this study is to investigate the variation of compressive strength due to the effect of size of aggregate locally available aggregates as well as to find out the mix ratio at which higher strength is to be obtained. The combination of different size of aggregates at which higher strength is to be obtained is also investigated. Effects of size distribution of both fine and coarse aggregate on compressive strength were analyzed in this study. Six different sizes of coarse aggregates were used while developing a mix design. The sizes of coarse aggregate were 19 mm, 12.5 mm, 9.5 mm, 4.75 mm, 2.36 mm and 1.18 mm. Mixtures of local sand and Sylhet sand (1:1) and with fineness modulus of 1.93 was used as fine aggregate. Ordinary Portland cement was used as binding material. Different trials of mixing of coarse aggregate were made (12.5 mm and 9.5 mm; 9.5 mm and 4.75 mm; 19 mm, 12.5 mm, 9.5 mm and 4.75 mm; 12.5 mm, 4.75 mm, 2.36 mm and 1.18 mm) to investigate the influence of size of aggregate on compressive strength of concrete. The concrete mixing was prepared by taking the four proportions of cement, sand and aggregate are 1:1.5:3; 1:1.25:2.5; 1:1:2 & 1:0.75:1.5. The water-cement ratio was fixed as 0.45. The gradation of both coarse and fine aggregate, unit weight of coarse aggregate, water absorption of coarse aggregate and slump test for concrete were conducted in the laboratory. Standard cylinder sizes were prepared for testing in universal testing machine. From the investigation it is observed that the compressive strength varies from 24.34 to 26.14 MPa for aggregate combination C (19 mm, 12.5 mm, 9.5 mm, 4.75 mm) at mix ratios 1 (1:1.5:3), 2 (1:1.25:2.5), 3 (1:1:2) after 7 days curing period but only in mix ratio 4 (1:0.75:1.5) the maximum strength obtained 32.38 MPa for Combination A (12.5 mm & 9.5 mm). For 14 days curing period, the compressive strength varies from 27.17 to 28.19 MPa for aggregate combination C at mix ratios 1, 2, 3 but only in mix ratio 4 the maximum strength obtained 33.96 MPa for Combination A. Similarly, the compressive strength varies from 36 to 36.34 MPa for aggregate combination C at mix ratios 1, 2, 3 after 28 days curing period but only in mix ratio 4 the maximum strength obtained 45.17 MPa for Combination A.

Keywords: Aggregate, Concrete, Compressive Strength and Mix Ratio.

Introduction:

Concrete is unique and extensively conducive construction material by virtue of its excellent compressive strength, which is of the most important and useful properties of concrete. It is a composite material, consisting of aggregates enclosed in a matrix of cement paste. Concrete is the binder of cement, inert materials and water. In most structural applications, concrete is employed primarily to resist compressive stresses, which depends on plenty of factors like properties of ingredients, method of preparation, curing conditions etc. Concrete mixtures can be designed to provide a wide range of mechanical and durability properties to meet the design requirements of a structure. The recycled aggregates can be used as sub base course materials. The crushing value, the impact value except the Loss Angeles abrasion value of recycled aggregate was within the standard specification. The test results concern road applications were very good and verified the adequacy of materials (B. Ahmed et al., 2013). Effects of size distribution of both fine and coarse aggregate size (37.5 mm) on concrete compressive strength were analyzed. Result states that compressive strength of concrete is strongly influenced by aggregate size distribution as well as fineness modulus (M.B. Haque

et al., 2012). An investigation was conducted to achieve concrete of higher strength using crushed brick as $\frac{3}{4}$ in. (19 mm) down-graded coarse aggregate. Crushed bricks may be used satisfactorily as coarse aggregate for making concrete, the strength of which is much higher than that of bricks considered (M.A. Rashid et al., 2008). The concrete mixtures incorporate either basalt or crushed limestone, aggregate sizes of 12 mm ($\frac{1}{2}$ in.) or 19 mm ($\frac{3}{4}$ in.) and coarse aggregate contents

with aggregate volume factors (ACE 211.1-91) of 0.75 and 0.67. Water-to-cementations material ratios range from 0.24 to 0.50. Compressive strengths range from 25 MPa to 97 MPa. The compressive strength of both normal and high-strength concrete is little affected by aggregate size (Rozalija Kozul and David Darwin, 1997).

Five different sizes of coarse aggregates i.e. 37.5 mm, 25 mm, 20 mm, 10 mm, and 5 mm were used while developing a mix design. The compressive strength of concrete depends upon a number of factors such as mix ratio, size, texture of coarse & fine aggregate, method of compaction, curing period (M. Yaqub and Imran Bukhari, 2006). Use of quality materials, smaller water-binder ratio, larger ratio of coarse aggregate

(CA) to fine aggregate (FA), smaller size of coarse aggregate, and suitable admixtures with their optimum dosages are found necessary to produce high strength concrete (HSC) (M.A. Rashid and M.A. Mansur, 2009). The effects of various fineness modulus (FM) of fine aggregate on the engineering properties of high-performance concrete (HPC) were studied. For the specific size gradation and maximum aggregate size of coarse aggregates used in this study (T. Chang et al., 2001). The present research describes the effect of aggregate and curing condition on the compressive strength of concrete with age. The compressive strength increases with an increase in curing period (Aminur et al., 2010). The existing experimental data of compressive strength of normal and recycled aggregate concrete and equation for compressive strength calculating given in Technical regulation are compared (Ksenija J. et al., 2011). The potential use of both agricultural and industrial wastes namely Rice Husk Ash (RHA) and Expanded Polystyrene (EPS) respectively as raw material for the production of 'Green' light weight concrete bricks. The thermal conductivity decreases as the density of the samples reduced (Ling I.H and Teo D.C.L, 2012). The physical and mechanical properties of different sizes of palm kernel shells (PKS) used as lightweight aggregates (LWA) and their influence on mechanical properties of palm kernel shell concrete (PKSC). The size and proportions of (PKS) have slight influence on the fresh and hardened densities of PKSC (U. Johnson Alengaram et al., 2010). The compressive strength of concrete was determined by testing cubes or cylinders made in laboratory or field. It depended primarily on the level of strength of concrete and was higher when the strength of concrete was higher (Mohd. Sarfaraz Banda et al., 2013). Concrete has a far greater strength than mortar and sand concrete of the same cement aggregate ratio. This exceeding strength is, most times, found to be triple (or more) that of mortar. Coarse aggregates, which are the interest of this study, make the difference (Aginam et al., 2013). The effect of maximum size of aggregate in higher grade concrete using high volume fly ash was analyzed. The workability of concrete increased as the size of the aggregate increased from 10 mm to 20 mm for all percentages of replacements of the fly ash (V. Bhikshma and G. Annie Florence, 2013). Common river sand is expensive due to excessive cost of transportation from natural sources. Also large-scale depletion of these sources creates environmental problems. Grit is more preferable than artificial sand as it is more economical (SachinBalkrishnaKande et al., 2012).

Scope of the study:

Every year many structures are constructed all over the world. The rapid development of the urban areas causes the generation of huge volumes of construction. Sustainability is now a high priority goal in the construction industry. One way to achieving this

objective is to use the combination of different sizes aggregates for different construction purposes.

The scope of the study consists of the following application of aggregate:

- i. Durable and good strength concrete for road construction, sidewalks, buildings and bridge foundations.
- ii. Structural grade concrete.

Materials and Methods:

The materials such as fine aggregates, coarse aggregates and cement were collected from Baliapukore, Talaimari, and Rajshahi. To test and determine the physical properties of the materials for project work, the physical properties of materials for this work included unit weight (dense & loose conditions), fineness modulus of both coarse and fine aggregate. Sand of "Sylhet & Local sand" are used in 1:1 proportions in the experiment. The concrete mixing was prepared by taking the 4 types proportions of cement, sand and aggregate are 1:1.5:3, 1:1.25:2.5, 1:1:2 & 1:0.75:1.5 and taking water-cement ratio is 0.45. The specimen was prepared in cylindrical steel mould of size 6 inch diameter and 12 inch height. The cement, fine aggregates were mixing thoroughly. The mixing reaches at uniform consistency after the additional of water to mixture. Then the mixture was cast in the cylinder mould. The moulds were oiled properly prior to the casting of specimen.



Figure 1: (a) Physical appearance coarse aggregate



Figure 1: (b) Physical appearance of fine aggregate



(a)



(b)

Figure 2: Casting of concrete cylinder (a) Tamping and (b) Casting



Figure 3: Curing of cylindrical specimen



Figure 4: Crushing of the cylindrical specimen

Results and Discussion:

Unit weight and water absorption of coarse aggregates were determined according to the procedure specified AASHTO T 19 and AASHTO T 85 respectively. The abrasion value, impact value, crushing value for aggregates was determined by following test methods

AASHTO T 104 and BS 812 (part-3) respectively. The soundness value of coarse aggregates was determined according to Sodium and Magnesium Sulfate Soundness (AASHTO T 104). Test results of intrinsic properties of coarse aggregates are given in Table 1.

Table 1: Fundamental properties of coarse aggregates

Properties	Obtained value
Unit weight, dense, (lb/ft ³)	101.50 lb/ft ³
Unit weight, loose, (lb/ft ³)	87 lb/ft ³
Absorption of water (%)	9.36%
Fineness modulus (FM)	8.27
Aggregate Crushing value (%)	30.20%
Aggregate Impact value (%)	13.70%
Aggregate Abrasion value (%)	35.20%
Soundness value (%)	5%

The compressive strength of concrete determined after 7, 14 & 28 days curing by conducting standard procedure are given in the table below for different Combination.

Table 2: Compressive strength of concrete made by Combination A with w/c = 0.45

Mix ratio	Slump value (mm)	Compressive strength of concrete (MPa)		
		7 days curing periods	14 days curing periods	28 days curing periods
1:1.5:3	2.86	13.92	18.00	19.53
1:1.25:2.5	4.76	19.53	24.11	27.45
1:1:2	10.16	23.77	27.73	33.62
1:0.75:1.5	collapse	32.38	33.96	45.17

Table 3: Compressive strength of concrete made by Combination B with w/c = 0.45

Mix ratio	Slump value (mm)	Compressive strength of concrete (MPa)		
		7 days curing periods	14 days curing periods	28 days curing periods
1:1.5:3	3.81	15.28	20.38	23.21
1:1.25:2.5	7.62	19.13	26.38	28.07
1:1:2	collapse	17.27	21.96	25.47
1:0.75:1.5	collapse	23.88	28.53	33.62

Table 4: Compressive strength of concrete made by Combination C with w/c = 0.45

Mix ratio	Slump value (mm)	Compressive strength of concrete (MPa)		
		7 days curing periods	14 days curing periods	28 days curing periods
1:1.5:3	3.18	26.14	27.85	36.00
1:1.25:2.5	6.35	24.34	27.17	34.75
1:1:2	25.00	25.13	28.19	36.34
1:0.75:1.5	collapse	27.73	31.02	39.96

Table 5: Compressive strength of concrete made by Combination D with w/c = 0.45

Mix ratio	Slump value (mm)	Compressive strength of concrete (MPa)		
		7 days curing periods	14 days curing periods	28 days curing periods
1:1.5:3	2.54	20.37	23.21	28.30
1:1.25:2.5	8.89	23.43	27.04	34.75
1:1:2	60.00	24.45	28.13	34.87
1:0.75:1.5	collapse	25.13	29.43	36.00

Table 6: Compressive strength of concrete at different mix ratios after 7 days curing period

Mix ratio	Compressive strength (Mpa)			
	Combina-tion A	Combina-tion B	Combina-tion C	Combina-tion D
1:1.5:3	13.92	15.28	26.14	20.37
1:1.25:2.5	19.53	19.13	24.34	23.43
1:1:2	23.77	17.27	25.13	24.45
1:0.75:1.5	32.38	23.88	27.73	25.13

Table 7: Compressive strength of concrete at different mix ratios after 14 days curing period

Mix ratio	Compressive strength (Mpa)			
	Combina-tion A	Combina-tion B	Combina-tion C	Combina-tion D
1:1.5:3	18.00	20.38	27.85	23.21
1:1.25:2.5	24.11	26.38	27.17	27.04
1:1:2	27.73	21.96	28.19	28.13
1:0.75:1.5	33.96	28.53	31.02	29.43

Table 8: Compressive strength of concrete at different mix ratios after 28 days curing period

Mix ratio	Compressive strength (Mpa)			
	Combina-tion A	Combina-tion B	Combina-tion C	Combina-tion D
1:1.5:3	19.53	23.21	36.00	28.30
1:1.25:2.5	27.45	28.07	34.75	34.74
1:1:2	33.62	25.47	36.34	34.87
1:0.75:1.5	45.17	33.62	39.96	36.00

The variation of compressive strength of different combinations of aggregate various mix ratios which is presented in Table: 6, 7 & 8 is shown in graphical representation.

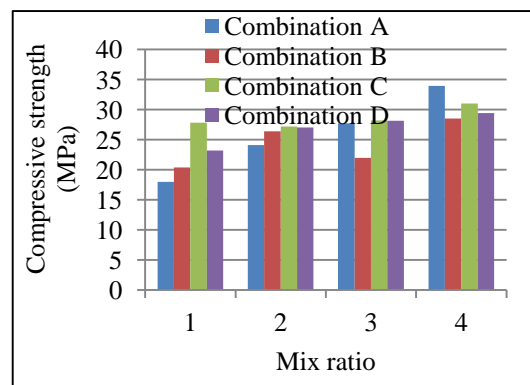


Figure 1: Compressive strength for Combination A, B, C & D for different mix ratios after 7 days curing period

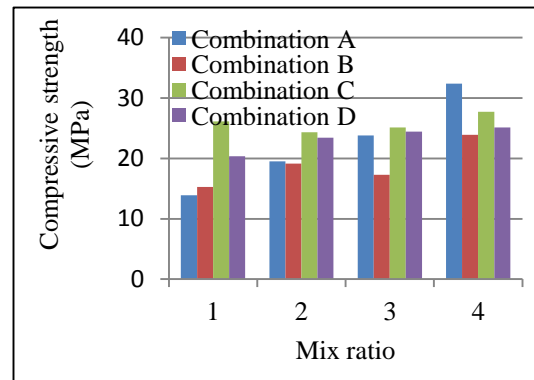


Figure 2: Compressive strength for Combination A, B, C & D for different mix ratios after 14 days curing period

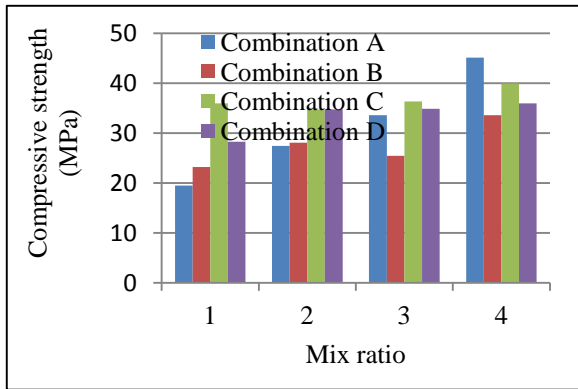


Figure 3: Compressive strength for Combination A, B, C & D for different mix ratios after 28 days curing period

Conclusions:

Based on the results of experiments, it can be concluded that the compressive strength of concrete depends upon a number of factors such as mix ratio, size, texture of coarse & fine aggregate, method of compaction, curing period. The mix ratio 1:0.75:1.5 gives higher strength than others with sufficient workability. Combination of aggregate sizes 19 mm, 12.5 mm, 9.5 mm and 4.75 mm show higher strength in mix ratios 1, 2 & 3 after 7, 14 & 28 days curing period but only in mix ratio 4 the maximum strength obtained for combination of aggregate sizes 12.5 mm & 9.5 mm.

References:

- [1] B. Ahmed, H. Tabassum, M. Tasrifa Sultana and A. S. M. Z. Hasan (2013). Assessment of Recycling Aggregate as Construction Materials. International Journal of Advanced Scientific Engineering and Technological Research (IJASETR), Australia, ISSN: 1839-7239, Volume 2, Issue: 03, pp. 1-9.
- [2] Aziz, M.A.A (1986). Text Book of Engineering Materials, Published by KaziMahfuzur Rahman, Revise edition, pp. 115-214.
- [3] Rangwala, (2000) Engineering Materials, Charotar Publishing House, Opposite Amul Dairy, Court Anand-3888001, India, pp. 145-210.
- [4] British Standards Testing Concrete BS 812 part-3:1975.
- [5] M.B. Haque, I.A. Tuhin and M.S.S. Farid (2012). The Effects of Aggregate Size Distribution on Concrete Compressive Strength. SUST journal of science and technology, Volume 19, Issue: 5, pp. 35-39.
- [6] M.A. Rashid, T. Hossain, and M. A. Islam (2008). Properties of higher strength concrete made with crushed brick as coarse aggregate. Journal of Civil Engineering (IEB), Volume 37, Issue: 1, pp. 43-52
- [7] RozalijaKozul, David Darwin (1997). Effects of aggregate type, size, and content on concrete strength and fracture energy. UNIMAS e-Journal of Civil Engineering, Volume 3, Issue: 2, pp. 21-35.
- [8] M. Yaqub, Imran Bukhari (2006). Effect of size of coarse aggregate on compressive strength of high strength concretes. International Journal of Sustainable Energy Development (IJSED), Volume 1, Issue: 3, pp. 223-250.
- [9] M.A. Rashid and M.A. Mansur (2009). Considerations in producing high strength concrete. Journal of Civil Engineering (IEB), Volume 37, Issue: 1, pp. 53-63.
- [10] Shetty, M.S. (1989). Concrete Technology, published by S. Sand & Company Ltd. New Delhi, India, pp. 55-75.
- [11] T. Chang, Shi-Hong, Huang-Chin and Ping-Ru (2001). Effects of various fineness modulus of fine aggregate on engineering properties of High-performance concrete. Journal of the Chinese Institute of Engineers, Volume 24, Issue No. 3, pp. 289-300.
- [12] Aminur, Harunur, Teo and Abu Zakir M.M (2010). Effect of aggregates and curing conditions on the compressive strength of concrete with age. UNIMAS e-Journal of Civil Engineering, Volume 1, Issue 2, pp. 22-31.
- [13] Ksenija J., DraganNikolic, DraganBojovic, LjiljanaLoncar and ZoranRomakov (2011). The estimation of compressive strength of normal and recycled aggregate concrete. Journal of the Architecture and Civil Engineering, Serbia Volume 9, Issue: 3, pp. 419 – 431.
- [14] Ling I.H, Teo D.C.L (2012). Compressive strength and durability properties of lightweight concrete bricks under full water curing and air-dry curing. International Journal of Sustainable Energy Development (IJSED), Volume 1, Issue: 1, pp. 223-250.
- [15] U. Johnson Alengaram, Hilmi Mahmud, MohdZaminJumaat and S. M. Shirazi (2010). Effect of aggregate size and proportion on strength properties of palm kernel shell concrete. International Journal of the Physical Sciences Volume 5, Issue: 12, pp. 1848-1856.
- [16] Mohd. Sarfaraz Banda, Md. Shamim Hossain, Md. Ruhul Amin (2013). A study on cube and cylinder strength of brick aggregate concrete. IOSR journal of mechanical and civil engineering (IOSR-JMCE), Volume 9, Issue 3, pp. 65-72.
- [17] Aginam, Chidolue, and Nwakire, (2013). Investigating the effects of coarse aggregate types on the compressive strength of concrete. International Journal of Engineering Research and Applications (IJERA), Volume 3, Issue: 4, pp. 1140-1144.
- [18] V. Bhikshma and G. Annie Florence (2013). Studies on effect of maximum size of aggregate in higher grade concrete with high volume fly ash. Asian journal of civil engineering (BHRC), Volume 14, Issue 1, pp. 57-68.